

Florida's Citrus Health Management Program



Tim Schubert, Ph.D.
Gordon Bonn, Ph.D.
Plant Pathologists
Division of Plant Industry


For 10 years, we've been showing
you canker lesions like these ...



Severe Canker – Should be detected in the field.







Now, this is what graders will be looking for ...



These should be detected in field survey, never enter the packinghouse

These might be overlooked in field survey, and are more likely to enter the packinghouse



What fruit graders most likely will be looking for




Ample foliar symptoms would accompany this

Smaller lesions (orange)
are younger, formed
later in the expansion
phase of fruit growth.
They can be difficult to
see.



Larger lesions
(grapefruit)
formed early in
growing season,
and are much
easier to see.



Older lesion
- easy to see

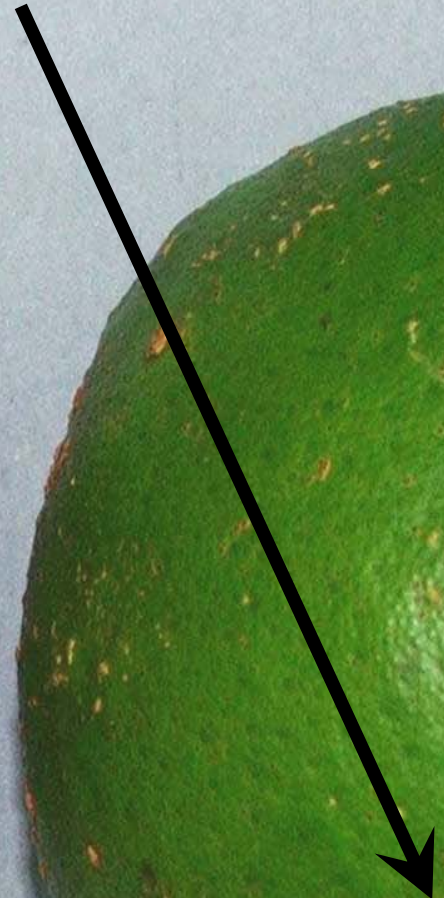
Younger
lesion -
difficult to
see

Different
aged /
sized
lesions can
occur on
the same
fruit

Small canker lesions



Canker




Canker



Canker




Canker & Melanose



Alternaria



Alternaria Close Up



Alternaria



Canker




Anthracnose



Scab



Mechanical Injury



Mechanical Injury



Leafminer

